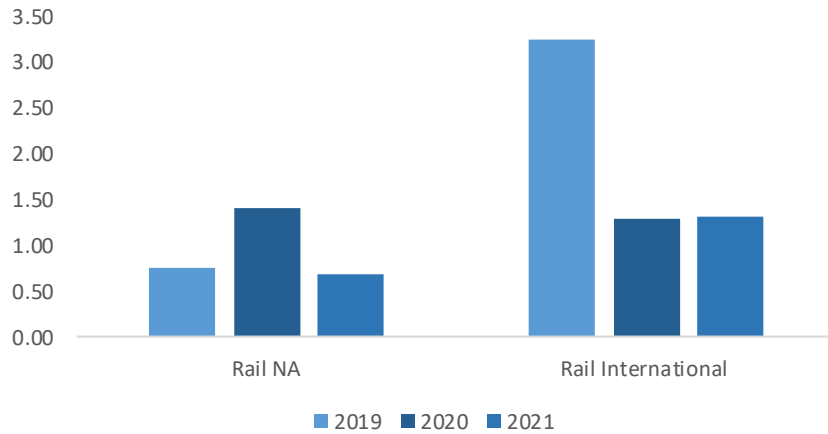
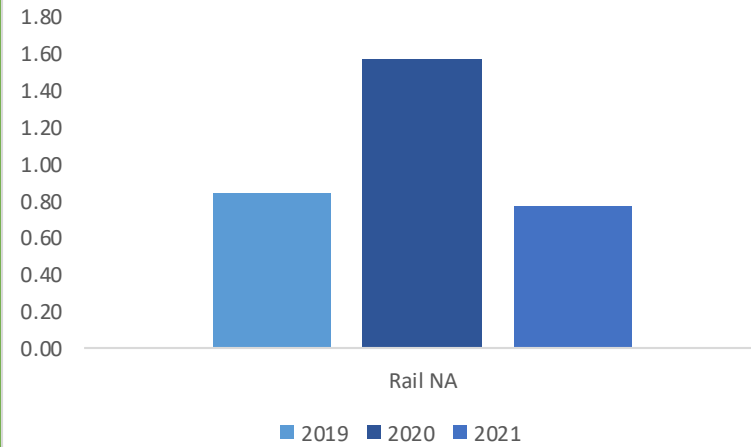


Rail Maintenance

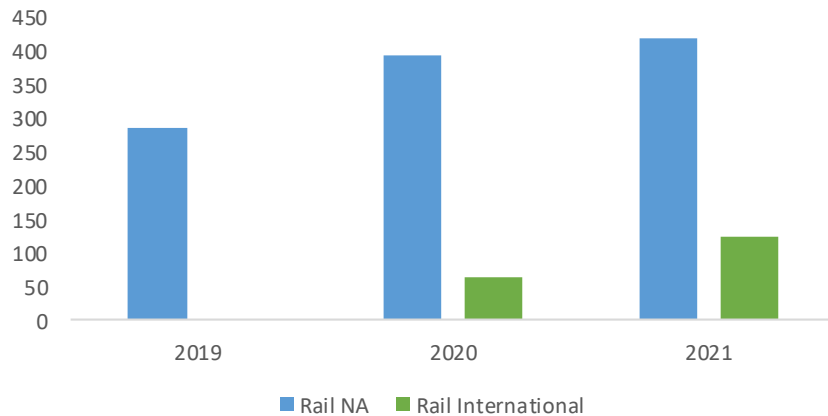
Lost Time Incident Rate



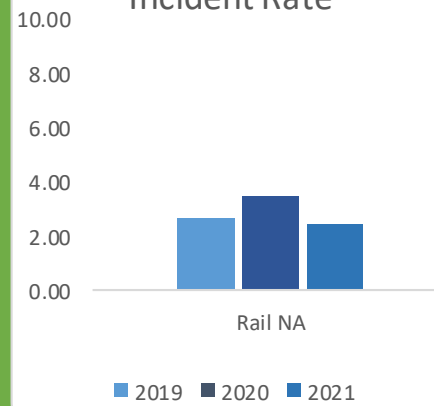
Days Away, Restricted or Transferred



Near Miss Frequency Rate



Total Recordable Incident Rate



Fatality Rate	2014 - 2021
Rail North America	0
Rail International	0

- Rates are for all full-time employees. Data includes incidents and hours from all locations except Near Miss Frequency Rate (NMFR) is limited to fixed operational facilities.
- GATX defines a near miss broadly and encourages employees to report in order to build awareness within our employee population and help identify potential hazards before they cause an incident. The methodology for the NMFR calculation has been modified from that used to calculate NMFR in our safety data report posted in 2020 and 2021. The 2021 NMFR calculation reflects hours only from our eight Rail North America fixed facilities, two Rail International fixed facilities, and Locomotive Field Service location, while the 2019 and 2020 NMFR calculations in this report have been updated to reflect the new methodology.
- All incidents are calculated based on number of incidents x 200,000/total working hours.